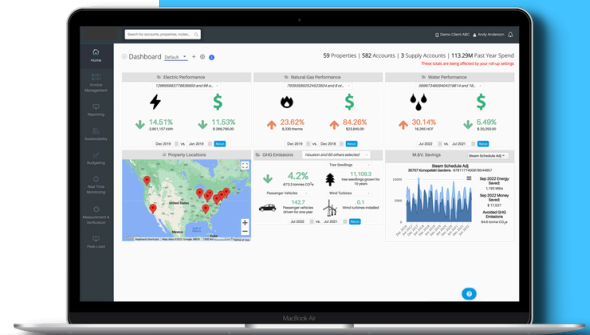


Engie 20/20 is a market-leading, energy and sustainability data management platform that uses cloud-based software to collect, automate, and analyze utility invoices, energy metrics, and sustainability data.

## KEY FEATURES

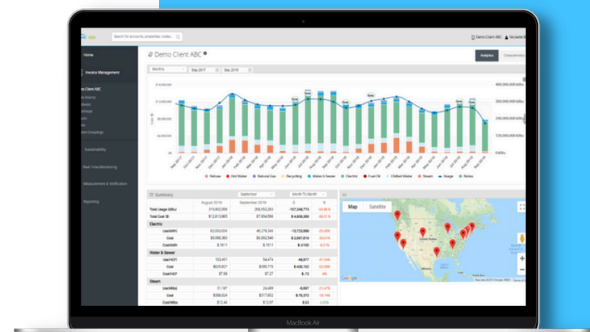
### ✓ DASHBOARDS

- Create custom dashboards with different widgets and KPIs and share them across various teams and business units
- For Example: Energy Buyers and Procurement teams can create a dashboard with the supply component trends widget and other pertinent information to their roles and responsibilities



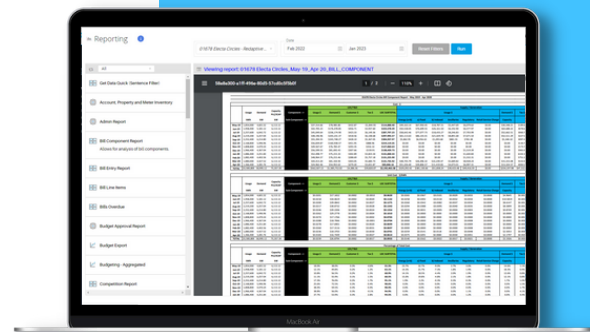
### ✓ INVOICE MANAGEMENT

- Auditing and data checks
- Track custom KPIs, view usage trends over time, add notes, and download reports wherever you go
- Access to invoice images and all line items
- Built-in asset and property characteristics
- View peak demand summaries, ICAP and PLC tags, and different invoice summaries that may include use per day, cost per day, demand, and cost per unit



### ✓ REPORTING

- Custom Reports: Position Report, Bill Component Report
- See the breakdown of supply and transmission costs over time as well as a summary of all properties
- Generate multiple reports on demand to analyze trends, performance variance, and more.



### ✓ SUSTAINABILITY

- Custom benchmarking comparison of buildings and regions (consumption/demand/cost totals and KPIs)
- Integration with ENERGY STAR, GRESB, Department of Energy BPD, LEED Arc Skoru, CDP, GRI, and more sustainability reports
- Carbon Accounting
- Goal tracking (e.g. Net Zero, SBTi, waste diversion)
- Procure and track RECs (On-site and off-site)

